

Liquidtight Connectors and Hubs for Liquidtight Flexible Metal Conduit

General Information and special features.

Applications

- Seal out oil, water, dirt, dust and fumes wherever liquidtight flexible metal conduit is used.
- Typical applications include food processors, beverage plants, chemical plants, dairies, machine shops, plastic fabricators, petroleum machinery, and gantry cranes.

ST and STB Series

For connections to threaded hubs. Insulated throat on STB protects conductors. Connectors are available with grounding lugs. Straight sizes 3/8" thru 5"; 45° and 90°, 3/8" thru 4". Straight and 90° styles in sizes 3/8" thru 2" also available with certain metric thread sizes. See page I-49.

STN Space-Saving Connectors for Enclosures

Appleton STN Series makes liquidtight connections to sheet metal enclosures. Space-saving, self-locking gasketed wedge forms a perfect seal and allows more wiring room. Straight sizes 3/8" thru 4"; 90° sizes 3/8" thru 1".

STG Neoprene Sealing Gasket Assembly


Steel backed, neoprene gasket assembly assures a liquidtight connection to a rough metal surface such as knock-outs in steel junction boxes. Sizes 1/2" thru 4" feature bonded gasket/retainer assembly. 1/4 and 3/8 available in thermoplastic material.

Female Steel ST Connectors

For liquidtight connections to threaded rigid metal conduit. Sizes 3/8" thru 1".

Features

- **Extra-long ferrule resists pull-outs.** All Appleton liquidtight fittings feature a one-piece, deep-grip ferrule design that simplifies installation and prevents conduit sleeving. Its extra length and sharply defined threads provide greater surface contact with the conduit for excellent grounding continuity, greater pull-out strength (4X UL requirements)...and added protection against excessive external conduit flexing and vibration. It virtually eliminates the need for an external strain relief in many applications.



Straight ST/STB

90° ST/STB

45° ST/STB



Female ST




STG Neoprene Sealing Gasket Assembly



90° STN



Straight STN



Cutaway view—ST with External Grounding Lugs




STB with Strain Relief

- **External grounding lugs available on all Appleton liquidtight connectors.** Where National Electrical Code permits an external equipment bonding jumper, [NEC sections 250-96(b), 501-16(b) and 502-16(b)], Appleton ST and STB connectors are offered with an integral bonded steel zinc electroplated lug. Cut-away view shows extended ferrule design for maximum grounding effectiveness. Grounding lugs also available in STN, STL and Female ST Series. Consult factory.

- **Wire mesh strain relief available on all STB, STN, and female ST connectors.** Woven stainless steel mesh sleeve alleviates flexing stress at liquidtight connection.

Installation Features of "ST", "STB" and "STN" Connectors and Hubs for Liquidtight Flexible Metal Conduit

Liquidtight Connectors



Using hacksaw, cut liquidtight flexible conduit making certain that the jacket and conduit are flush. (A) Place compression nut over conduit. (B) Screw ferrule onto the spiralled steel inner wall of the conduit. The firm grip of the ferrule threading against the inner conduit wall provides a continuous, permanent, positive metal-to-metal ground. There are no sharp edges to cause injury to wire during or after installation. (C) Place the liquidtight flexible conduit with the ferrule into connector body. (D) Tighten compression nut as far as it will go. This will assure correct collaring of the conduit—the end of the metal edge of the ferrule will curve out slightly (E) This prevents damage to the conduit jacket itself at the time of installation, and also insures against future damage from frequent flexing, jarring or vibration.

Liquidtight Hubs




Sealing Gasket

Neoprene sealing gasket eliminates common connection problems and assures a liquidtight installation. Seals against oil, water, dirt and chemicals.



Space Saving Hex-Hub Wedge Adapter

Male shank of unique Appleton hex-hub wedge adapter "finger tightens" into connector body. Flared surface of adapter wedges box wall against locking edge of body. Forms full 360° contact on both sides of box wall.



Insulated Throat

Insulating insert recessed into hex-hub wedge adapter protects against wire damage...without reduction in throat diameter. Perfect for extreme vibration conditions. Nothing to come loose, deteriorate, crack or break!

Class I, Div. 2
Class II, Div. 1 and 2
Class III
NEC 501- 4(b), 502- 4(a)(2), 503- 3(a)

Liquidtight "ST" and "STB" Connectors for Liquidtight Flexible Metal Conduit

ST Series with plain throat; STB Series with insulated throat.

Applications

- Provides a dependable connection for liquidtight flexible metal conduit. Seals out oil, water, dust, dirt and fumes.

Features

- ST Series has plain throat; STB Series has insulated throat to protect against wire damage.
- Unique long ferrule with more pronounced threads provides over four times UL pull-out requirements.
- Ferrule also provides maximum surface contact for better sealing and a continuous, permanent, positive metal-to-metal ground.
- Liquidtight/raintight/oiltight.
- Suitable for wet locations.
- Full, machined tapered threads (NPT).
- Compact design with small turning radius.

Standard Materials

- 3/8" to 1" (straight): steel.
- 1-1/4" to 5" (straight) and 3/8" to 4" (45° and 90°): malleable iron.
- Ferrule: (3/8" to 1") steel; (1-1/4" to 5") aluminum.

Standard Finishes

- Steel-zinc electroplate.
- Malleable iron-zinc electroplate, dichromate and epoxy powder/zinc electroplate.

Size Range:

- 3/8" thru 5" conduit size (straight)
- 3/8" thru 4" conduit size (45° and 90°)

Compliances

- UL Standard 514B.
 - CSA Standard C22.2 No. 18
 - Suitable for hazardous locations
- Class I, Div. 2
 Class II, Div. 1 and 2
 Class III, Div. 1 and 2
 NEC 501-4(b), 502-4(a)(2), 503-3(a)

For connector dimensions, see page I-48.



Steel 3/8"—1"



Malleable Iron 1-1/4"—5"



Malleable Iron 3/8"—4"
3/8"—1" with steel caps



Malleable Iron 3/8"—4"
3/8"—1" with steel caps

ST Connectors

Straight		45°		90°	
Catalog Number	Size (In.)	Catalog Number	Size (In.)	Catalog Number	Size (In.)
ST-38	3/8 flex, 1/2 hub	ST-4538	3/8 flex, 1/2 hub	ST-9038	3/8 flex, 1/2 hub
ST-50	1/2	ST-4550	1/2	ST-9050	1/2
ST-75	3/4	ST-4575	3/4	ST-9075	3/4
ST-100	1	ST-45100	1	ST-90100	1
ST-125	1-1/4	ST-45125	1-1/4	ST-90125	1-1/4
ST-150	1-1/2	ST-45150	1-1/2	ST-90150	1-1/2
ST-200	2	ST-45200	2	ST-90200	2
ST-250	2-1/2	ST-45250	2-1/2	ST-90250	2-1/2
ST-300	3	ST-45300	3	ST-90300	3
ST-350	3-1/2	ST-45400	4	ST-90400	4
ST-400	4	—	—	—	—
ST-500	5	—	—	—	—

STB Connectors - Insulated

Straight		45°		90°	
Catalog Number	Size (In.)	Catalog Number	Size (In.)	Catalog Number	Size (In.)
STB-38	3/8 flex, 1/2 hub	STB-4538	3/8 flex, 1/2 hub	STB-9038	3/8 flex, 1/2 hub
STB-50	1/2	STB-4550	1/2	STB-9050	1/2
STB-75	3/4	STB-4575	3/4	STB-9075	3/4
STB-100	1	STB-45100	1	STB-90100	1
STB-125	1-1/4	STB-45125	1-1/4	STB-90125	1-1/4
STB-150	1-1/2	STB-45150	1-1/2	STB-90150	1-1/2
STB-200	2	STB-45200	2	STB-90200	2
STB-250	2-1/2	STB-45250	2-1/2	STB-90250	2-1/2
STB-300	3	STB-45300	3	STB-90300	3
STB-350	3-1/2	STB-45400	4	STB-90400	4
STB-400	4	—	—	—	—
STB-500	5	—	—	—	—

Class I, Div. 2
Class II, Div. 1 and 2
Class III
NEC 501- 4(b), 502- 4(a)(2), 503- 3(a)

Aluminum Liquidtight "ST" Connectors for Liquidtight Flexible Metal Conduit

ST Series with plain throat.

Applications

- Provides a dependable connection for liquidtight flexible metal conduit. Seals out oil, water, dust, dirt and fumes.

Features

- Lightweight aluminum facilitates shipping, handling and installing.
- High corrosion resistance.
- Unique long ferrule with more pronounced threads provides over four times UL pull-out requirements.
- Ferrule also provides maximum surface contact for better sealing and a continuous, permanent, positive metal-to-metal ground.
- Liquidtight/raintight/oiltight.
- Suitable for wet locations.
- Full, machined tapered threads (NPT).
- Compact design with small turning radius.

Standard Materials

- Copper-free aluminum (4/10 of 1% of copper or less).

Size Range:

- 3/8" thru 4" conduit size (straight)
- 3/8" thru 2" conduit size (90°)

Compliances

- UL Standard 514B.
- CSA Standard C22.2 No. 18.
- Suitable for hazardous locations

Class I, Div. 2

Class II, Div. 1 and 2

Class III, Div. 1 and 2

NEC 501-4(b), 502-4(a)(2), 503-3(a)

For connector dimensions, see page I-48.



Aluminum— Straight
 3/8" — 4"



Aluminum— 90°
 3/8" — 2"

ST Connectors

Straight		90°	
Catalog Number	Size (In.)	Catalog Number	Size (In.)
ST-38AL	3/8 flex, 1/2 hub	ST-9038AL	3/8 flex, 1/2 hub
ST-50AL	1/2	ST-9050AL	1/2
ST-75AL	3/4	ST-9075AL	3/4
ST-100AL	1	ST-90100AL	1
ST-125AL	1-1/4	ST-90125AL	1-1/4
ST-150AL	1-1/2	ST-90150AL	1-1/2
ST-200AL	2	ST-90200AL	2
ST-250AL	2-1/2	—	—
ST-300AL	3	—	—
ST-400AL	4	—	—

Class I, Div. 2
Class II, Div. 1 and 2
Class III
NEC 501- 4(b), 502- 4(a)(2), 503- 3(a)

Liquidtight “ST” and “STB” Connectors with External Grounding Lugs for Liquidtight Flexible Metal Conduit

ST Series with plain throat; STB Series with insulated throat.

Applications

- For use with liquidtight flexible metal conduit where an external, visible equipment bonding jumper is desired.

Features

- ST-L Series has plain throat; STB-L Series has insulated throat to protect against wire damage.
- Unique long ferrule with more pronounced threads provides over four times UL pull-out requirements.
- Ferrule also provides maximum surface contact for better sealing and a continuous, permanent, positive metal-to-metal ground.
- Adequately sized bonded lugs provide excellent grounding continuity and allow for visible ground path inspection.
- Liquidtight/raintight/oiltight.
- Suitable for outdoor use.
- Full, machined tapered threads (NPT).

Standard Materials

- 3/8” to 1” (straight): steel.
- 1-1/4” to 5” (straight) and 3/8” to 4” (45° and 90°): malleable iron.
- Ferrule: (3/8” to 1”) steel; (1-1/4” to 5”) aluminum.

Standard Finishes

- Steel-zinc electroplate.
- Malleable iron—zinc electroplate, dichromate and epoxy powder/zinc electroplate.

Size Range:

- 3/8” thru 5” conduit size (straight).
- 3/8” thru 4” conduit size (45° and 90°)

Compliances

- UL Standard 467 and 514B.
 - CSA Standard C22.2 No. 18.
 - Suitable for hazardous locations
- Class I, Div. 2
 Class II, Div. 1 and 2
 Class III, Div. 1 and 2
 NEC 501-4(b), 502-4(a)(2), 503-3(a)

For connector dimensions, see page I-48.



ST- L Connectors

Straight		45°		90°	
Catalog Number	Size (In.)	Catalog Number	Size (In.)	Catalog Number	Size (In.)
ST-38L	3/8 flex, 1/2 hub	ST-4538L	3/8 flex, 1/2 hub	ST-9038L	3/8 flex, 1/2 hub
ST-50L	1/2	ST-4550L	1/2	ST-9050L	1/2
ST-75L	3/4	ST-4575L	3/4	ST-9075L	3/4
ST-100L	1	ST-45100L	1	ST-90100L	1
ST-125L	1-1/4	ST-45125L	1-1/4	ST-90125L	1-1/4
ST-150L	1-1/2	ST-45150L	1-1/2	ST-90150L	1-1/2
ST-200L	2	ST-45200L	2	ST-90200L	2
ST-250L	2-1/2	ST-45250L	2-1/2	ST-90250L	2-1/2
ST-300L	3	ST-45300L	3	ST-90300L	3
ST-350L	3-1/2	ST-45400L	4	ST-90400L	4
ST-400L	4	—	—	—	—
ST-500L	5	—	—	—	—

STB- L Connectors - Insulated

Straight		45°		90°	
Catalog Number	Size (In.)	Catalog Number	Size (In.)	Catalog Number	Size (In.)
STB-38L	3/8 flex, 1/2 hub	STB-4538L	3/8 flex, 1/2 hub	STB-9038L	3/8 flex, 1/2 hub
STB-50L	1/2	STB-4550L	1/2	STB-9050L	1/2
STB-75L	3/4	STB-4575L	3/4	STB-9075L	3/4
STB-100L	1	STB-45100L	1	STB-90100L	1
STB-125L	1-1/4	STB-45125L	1-1/4	STB-90125L	1-1/4
STB-150L	1-1/2	STB-45150L	1-1/2	STB-90150L	1-1/2
STB-200L	2	STB-45200L	2	STB-90200L	2
STB-250L	2-1/2	STB-45250L	2-1/2	STB-90250L	2-1/2
STB-300L	3	STB-45300L	3	STB-90300L	3
STB-350L	3-1/2	STB-45400L	4	STB-90400L	4
STB-400L	4	—	—	—	—
STB-500L	5	—	—	—	—

Liquidtight Flexible Metal Conduit Connectors with Wire Mesh Strain Relief

STB, STN, and Female ST Types.

Applications

- For use with liquidtight flexible metal conduit subjected to flexure, vibration, motion, or strain. "STB" Type connects to threaded hubs. "STN" Type is for connections to sheet metal enclosures. Female ST Type connects to threaded rigid conduit and IMC.

Features

- Unique long ferrule with more pronounced threads provides over four times UL pull-out requirements.
- Ferrule also provides maximum surface contact for better sealing and a continuous, permanent, positive metal-to-metal ground.
- Stainless steel wire mesh prevents pull-out of flexible conduit from fitting.
- Insulated throat (STB and STN Series) protects against wire damage.
- STN Type has space-saving hex hub wedge adapter that fits nearly flush

against inside walls of enclosures, providing maximum wiring room.

- Liquidtight/raintight/oiltight.
- Suitable for wet locations.
- STB Series has full, machined tapered threads (NPT).

Standard Materials

- Straight STB, STN, and Female ST connectors—3/8" to 1" are steel, 1-1/4" and over are malleable iron.
- 45° and 90° connectors—all sizes are malleable iron.
- Ferrule—3/8" to 1" are steel; 1-1/4" and over are aluminum.
- Wire Mesh—stainless steel.

Standard Finishes

- Steel—zinc electroplate.
- Malleable iron—zinc electroplate, dichromate and epoxy powder/zinc electroplate.




Size Range:

- All STB, Female ST and straight STN connectors: 3/8" thru 3" conduit size.
- STN 90° connectors: 3/8" thru 1" conduit size.

Compliances

- UL Standard 514B.
- CSA Standard C22.2 No. 18
- Suitable for hazardous locations Class I, Div. 2
- Class II, Div. 1 and 2
- Class III, Div. 1 and 2
- NEC 501-4(b), 502-4(a)(2), 503-3(a)

For Wire Mesh Strain Relief (with cap) only, see catalog Section ST.

Catalog Number	Size (In.)	Catalog Number	Size (In.)	Catalog Number	Size (In.)	Hole Dia. (In.) Min.	Hole Dia. (In.) Max.	Wall Thickness(In.) Min.	Wall Thickness(In.) Max.
  									
"STB" Straight—Insulated				"STN" Straight—Insulated					
STB-38SR	3/8 flex, 1/2 hub	STB-9038SR	3/8 flex, 1/2 hub	STN-38SR	3/8	7/8	15/16	1/16	5/64
STB-50SR	1/2	STB-9050SR	1/2	STN-50SR	1/2	7/8	15/16	1/16	5/64
STB-75SR	3/4	STB-9075SR	3/4	STN-75SR	3/4	1-3/32	1-5/32	1/16	5/64
STB-100SR	1	STB-90100SR	1	STN-100SR	1	1-11/32	1-7/32	3/32	1/4
STB-125SR	1-1/4	STB-90125SR	1-1/4	STN-100SR	1	1-11/32	1-13/32	1/16	5/64
STB-150SR	1-1/2	STB-90150SR	1-1/2	STN-125SR	1-1/4	1-11/16	1-15/32	3/32	1/4
STB-200SR	2	STB-90200SR	2	STN-125SR	1-1/4	1-11/16	1-25/32	1/16	5/64
STB-250SR	2-1/2	STB-90250SR	2-1/2	STN-150SR	1-1/2	1-15/16	1-27/32	3/32	5/16
STB-300SR	3	STB-90300SR	3	STN-150SR	1-1/2	1-15/16	2-1/32	1/16	5/64
				STN-200SR	2	2-25/64	2-3/32	3/32	5/16
				STN-200SR	2	2-25/64	2-17/32	1/16	5/64
				STN-250SR	2-1/2	2-57/64	2-19/32	3/32	5/16
				STN-300SR	3	3-33/64	3-1/64	3/32	5/16
				STN-300SR	3	3-33/64	3-41/64	3/32	5/16

"STB" 45°—Insulated

- STB-4538SR 3/8 flex, 1/2 hub
- STB-4550SR 1/2
- STB-4575SR 3/4
- STB-45100SR 1
- STB-45125SR 1-1/4
- STB-45150SR 1-1/2
- STB-45200SR 2
- STB-45250SR 2-1/2
- STB-45300SR 3

Female "ST" Connectors

- ST-38FSR 3/8 flex, 1/2 hub
- ST-50FSR 1/2
- ST-75FSR 3/4
- ST-100FSR 1
- ST-125FSR 1-1/4
- ST-150FSR 1-1/2
- ST-200FSR 2
- ST-250FSR 2-1/2
- ST-300FSR 3



"STN" 90°—Insulated

- STN-9038SR 3/8 7/8 15/16 1/16 5/64
- STN-9050SR 1/2 7/8 15/16 1/16 5/64
- STN-9075SR 3/4 1-3/32 1-5/32 1/16 5/64
- STN-90100SR 1 1-11/32 1-13/32 1/16 5/64

Class I, Div. 2
Class II, Div. 1 and 2
Class III
NEC 501- 4(b), 502- 4(a)(2), 503- 3(a)

Liquidtight "STN" Insulated Connectors for Liquidtight Flexible Metal Conduit

Straight and 90°, for connections to sheet metal enclosures.

Applications

- For use with liquidtight flexible metal conduit in sheet metal enclosure installations.

Features

- Unique long ferrule with more pronounced threads provides over four times UL pull-out requirements.
- Ferrule also provides maximum surface contact for better sealing and a continuous, permanent, positive metal-to-metal ground.
- Insulated throat protects against wire damage.
- Space-saving hex-hub wedge adapter fits nearly flush against inside walls of enclosures, providing maximum wiring room.
- Liquidtight/raintight/oiltight.
- Suitable for wet locations.

Standard Materials

- 3/8" to 1" (straight): steel
- 1-1/4" to 4" (straight) and 3/8" to 1" (90°): malleable iron.
- Ferrule: (3/8" to 1") steel; (1-1/4" to 4") aluminum.

Standard Finishes

- Steel—zinc electroplate.
- Malleable iron—zinc electroplate, dichromate and epoxy powder/zinc electroplate.


Size Range:

- 3/8" thru 4" conduit size (straight).
- 3/8" thru 1" conduit size (90°).

Compliances

- UL Standard 514B.
 - CSA Standard C22.2 No. 18.
 - Suitable for hazardous locations
- Class I, Div. 2
 Class II, Div. 1 and 2
 Class III, Div. 1 and 2
 NEC 501-4(b), 502-4(a)(2), 503-3(a)

For connector dimensions, see page I-48.



Steel 3/8" to 1"



Malleable 1-1/4" to 4"



Malleable 3/8" to 1"

Catalog Number*	Size (In.)	Hole Dia. (In.)		Wall Thickness (In.)	
		Min.	Max.	Min.	Max.
Straight					
STN-38	3/8	7/8	15/16 31/32	1/16 3/32	5/64 1/4
STN-50	1/2	7/8	15/16 31/32	1/16 3/32	5/64 1/4
STN-75	3/4	1-3/32	1-5/32 1-7/32	1/16 3/32	5/64 1/4
STN-100	1	1-11/32	1-13/32 1-15/32	1/16 3/32	5/64 1/4
STN-125	1-1/4	1-11/16	1-25/32 1-27/32	1/16 3/32	5/64 5/16
STN-150	1-1/2	1-15/16	2-1/32 2-3/32	1/16 3/32	5/64 5/16
STN-200	2	2-25/64	2-17/32 2-19/32	1/16 3/32	5/64 5/16
STN-250	2-1/2	2-57/64	3-1/64	3/32	5/16
STN-300	3	3-33/64	3-41/64	3/32	5/16
STN-400	4	4-33/64	4-5/8	3/32	5/16
90°					
STN-9038	3/8	7/8	15/16 31/32	1/16 3/32	5/64 1/4
STN-9050	1/2	7/8	15/16 31/32	1/16 3/32	5/64 1/4
STN-9075	3/4	1-3/32	1-5/32 1-7/32	1/16 3/32	5/64 1/4
STN-90100	1	1-11/32	1-13/32 1-15/32	1/16 3/32	5/64 1/4

* Grounding lugs can be provided, consult factory.

Liquidtight "ST- F" Female Connectors and "STG" Sealing Gaskets for Liquidtight Flexible Metal Conduit Connectors

Applications

● Female ST Connectors

For use with liquidtight flexible metal conduit when making connection to threaded rigid conduit and IMC.

● STG Sealing Gaskets

Gaskets provide a positive seal between shoulder of male hub connector and sheet metal enclosure.

Features

- All ST Connectors have a unique long ferrule with more pronounced threads that provide over four times UL pull-out requirements. The ferrule also provides maximum surface contact for better sealing and a continuous, permanent, positive metal-to-metal ground.

- Liquidtight/raintight/oiltight.
- Suitable for wet locations.
- Full, machined tapered threads (NPT).
- Female ST Connectors have compact design with small turning radius.
- STG Sealing Gaskets in sizes 1/4" and 3/8" are one piece elastomeric gaskets. Sizes 1/2" thru 6" have unique bonded gasket/retaining-ring assembly for easy installation.

Standard Materials

- ST Connectors: 3/8" to 1"—steel with steel ferrule; 1-1/4" to 4"—malleable iron with aluminum ferrule.
- STG Sealing Gaskets: 1/4" and 3/8"—elastomeric material; 1/2" to 6"—steel retaining ring with bonded neoprene gasket.

Standard Finishes

- Steel—zinc electroplate.
- Malleable iron— Zinc electroplate, dichromate and epoxy powder coat.

Size Range:

- ST Female Connectors: 3/8" thru 4" conduit size.
- STG Sealing Gaskets: 1/4" thru 6" trade (hub) size.



Female ST-F Connector
Steel 3/8" - 1" Malleable Iron 1-1/4" - 4"



STG Sealing Gasket

Compliances

- UL Standard 514B.
- CSA Standard C22.2 No. 18.
- Suitable for hazardous locations Class I, Div. 2
Class II, Div. 1 and 2
Class III, Div. 1 and 2
NEC 501-4(b), 502-4(a)(2), 503-3(a)

- STG Sealing Gaskets are UL listed raintight when used with raintight enclosures and Appleton Liquidtight and Cord Grip fittings.

Catalog Number	Size (In.)	Catalog Number	Size (In.)
"ST" Connectors with Female Threaded Hubs*		Sealing Gasket - Not for use with STN	
ST-38F	3/8 Flex., 1/2 Hub	STG-25	1/4
ST-50F	1/2	STG-38	3/8
ST-75F	3/4	STG-50	1/2
ST-100F	1	STG-75	3/4
ST-125F	1-1/4	STG-100	1
ST-150F	1-1/2	STG-125	1-1/4
ST-200F	2	STG-150	1-1/2
ST-250F	2-1/2	STG-200	2
ST-300F	3	STG-250	2-1/2
ST-400F	4	STG-300	3
		STG-350	3-1/2
		STG-400	4
		STG-500	5
		STG-600	6

* Grounding lugs can be provided, consult factory. For replacement grounding ferrule, see Catalog Sect. ST. For dimensions, see page I-48.

“PG” and “ISO” Metric Thread Liquidtight Insulated Connectors for Liquidtight Flexible Metal Conduit

Applications

- Provides a dependable connection for liquidtight flexible metal conduit.

Features

- Unique long ferrule with more pronounced threads provides over four times UL pull-out requirements. The ferrule also provides maximum surface contact for better sealing and a continuous, permanent, positive metal-to-metal ground.
- Insulated throat protects against wire damage.
- Liquidtight/raintight/oiltight.
- Suitable for wet locations.
- Full, machined metric threads.
- Compact design with small turning radius.

Standard Materials

- 3/8” to 1” (straight): steel.
- 1-1/4” to 2” (straight) and 3/8” to 2” (45° and 90°): malleable iron.
- Ferrule: (3/8” to 1”) steel; (1-1/4” to 2”) aluminum.
- Insulators: Nylon.

Standard Finishes

- Steel-zinc electroplate.
- Malleable iron—zinc electroplate, dichromate and epoxy powder coat.

Size Range

- 3/8” thru 2” conduit size.

Compliances

- UL Standard 514B, File No. E14814. CSA File No. 65178.
- “PG” Metric Thread—German industry Std. DIN 40430.



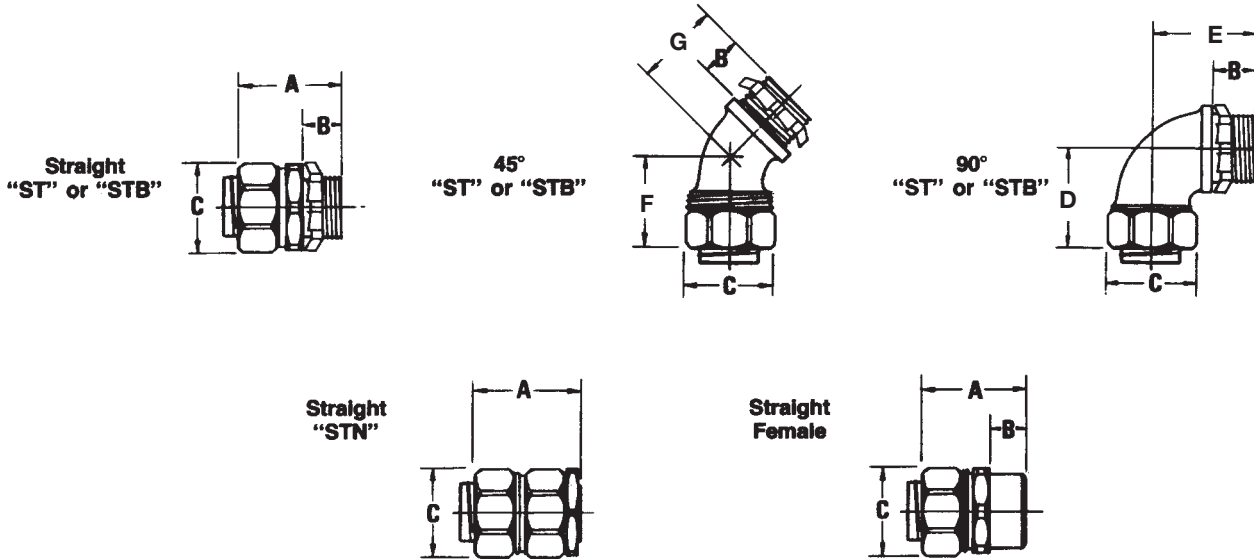
Steel 3/8”—1”
Malleable Iron 1-1/4”—2”



Malleable Iron 3/8”—2”
3/8”—1” with Steel Caps

Catalog Number	Flexible Conduit Size (In.)	Metric Thread	Catalog Number	Flexible Conduit Size (In.)	Metric Thread
“PG” Metric Thread			“ISO” Metric Thread		
Straight-			Straight		
PG 3811-STB	3/8	11.0	ISO 3816-STB	3/8	16.0
PG 3813-STB	3/8	13.5	ISO 5020-STB	1/2	20.0
PG 50-STB	1/2	16.0	ISO 7525-STB	3/4	25.0
PG 75-STB	3/4	21.0	ISO 10032-STB	1	32.0
PG 100-STB	1	29.0			
PG 125-STB	1-1/4	36.0			
PG 150-STB	1-1/2	42.0			
PG 200-STB	2	48.0			
45°			45°		
PG45 3811-STB	3/8	11.0	ISO45 3816-STB	3/8	16.0
PG45 3813-STB	3/8	13.5	ISO45 5020-STB	1/2	20.0
PG45 50-STB	1/2	16.0	ISO45 7525-STB	3/4	25.0
PG45 75-STB	3/4	21.0	ISO45 10032-STB	1	32.0
PG45 100-STB	1	29.0			
PG45 125-STB	1-1/4	36.0			
PG45 150-STB	1-1/2	42.0			
PG45 200-STB	2	48.0			
90°			90°		
PG90 3811-STB	3/8	11.0	ISO90 3816-STB	3/8	16.0
PG90 3813-STB	3/8	13.5	ISO90 5020-STB	1/2	20.0
PG90 50-STB	1/2	16.0	ISO90 7525-STB	3/4	25.0
PG90 75-STB	3/4	21.0	ISO90 10032-STB	1	32.0
PG90 100-STB	1	29.0			
PG90 125-STB	1-1/4	36.0			
PG90 150-STB	1-1/2	42.0			
PG90 200-STB	2	48.0			

Dimensions: "ST", "STB" and "STN" Connectors



Dimensions (In Inches)

Flex. Std. Cond. Pipe Thrd. Size Size	A			B		C	D	E	F	G
	ST STB	STN	Female	ST STB	Female					
Steel										
3/8 1/2—14	1-7/16	1-7/16	1-5/16	5/8		1-1/8	1-1/2	1-1/4	1-1/8	7/8
1/2 1/2—14	1-7/16	1-7/16	1-5/16	5/8	7/16	1-1/4	1-1/2	1-1/4	1-1/8	7/8
3/4 3/4—14	1-1/2	1-9/16	1-7/16	5/8	1/2	1-1/2	1-9/16	1-7/16	1-1/4	1-1/8
1 1—11-1/2	1-5/8	1-3/4	1-9/16	3/4	11/16	1-13/16	1-7/8	1-3/8	1-13/16	1-3/8
Malleable Iron										
1-1/4 1-1/4—11-1/2	2	2-5/8		5/8		2-5/16	2-3/8	1-13/16	1-13/16	1-5/8
1-1/2 1-1/2—11-1/2	2-1/4	2-5/8		5/8		2-5/8	3-3/16	2-7/16	2-1/8	1-13/16
2 2 —11-1/2	2-1/2	2-5/16		11/16		3-3/16	3-9/16	2-5/8	2-3/8	2
2-1/2 2-1/2—8	3-3/8	3-5/8		1-1/16		3-15/16	8-7/16	7-3/16	5	3-9/16
3 3 —8	3-11/16	3-3/16		1-3/16		4-3/8	10-1/8	8-5/8	5-13/16	4-5/16
3-1/2 3-1/2—8	3-11/16			1-3/16		5				
4 4 —8	4	4-3/16		1-1/4		5-1/2	12-13/16	11-1/4	6-15/16	4-5/8
5 5 —8	4-7/16			1-5/8		6-7/8				

Dimensions of Liquidtight Flexible Metal Conduit

Flexible Conduit Size	Outside Diameter (In.)		Flexible Conduit Size	Outside Diameter (In.)	
	Minimum	Maximum		Minimum	Maximum
3/8"	.690	.710	2-1/2"	2.840	2.875
1/2"	.820	.840	3"	3.460	3.500
3/4"	1.030	1.050	3-1/2"	3.960	4.000
1"	1.290	1.315	4"	4.460	4.500
1-1/4"	1.630	1.660	5"	5.505	5.565
1-1/2"	1.870	1.900	6"	6.565	6.765
2"	2.335	2.375			